

Name:
Studio in Art
Ms. Parker (rparker@nfschools.net)

Project 3

Color Unit- CBS Sunshine Design

After fine tuning some drawing foundations in grayscale, welcome to your Color Unit in Art! Let's explore something colorful and cheerful like sunshines to lift us up during this unknown time. Experiment with color on your own. You can also submit your design to CBS and maybe we could all see it featured on the CBS Sunday Morning show!



Explore at your own pace:

Vocabulary-

Radial Design: *"is one of the basic ways to organize visual material, by arranging it around a central point."*

Appropriation: *"is the intentional borrowing, copying, and alteration of existing images and objects."*

→ https://www.moma.org/learn/moma_learning/themes/pop-art/appropriation/

- An artist must appropriate (or change) someone else's image enough to make it *their own*, otherwise this is plagiarism of an image, such as plagiarism of writing in ELA

What to do-

1. Watch 3 min video and may scan article:

<https://www.cbsnews.com/news/meet-jessica-frank-the-sunday-morning-sun-queen-3-15-2020/>

2. See Examples: <https://www.cbsnews.com/pictures/sunday-morning-sun-art-gallery/>

<https://fineartamerica.com/art/cbs+ sunday+ morning+ suns>

<https://andrewreach.com/suns-submitted-to-cbs-sunday-morning/>



3. Think of your own theme/inspiration...

4. Think of your medium/materials (any can be used including found objects)...

5. Appropriate Examples as needed or create your own unique design for CBS- Optional Thumbnail sketches:

--	--	--

6. Send a picture of your artwork to:

missparker.nf.art@gmail.com

- **Photographing tips**----->

Artist (first name):

Your grade (9-12):


Title:

Medium/Materials:


Permission to put artwork on website: yes / no

📷 *How to* **PHOTOGRAPH YOUR ARTWORK**

STABILITY




❌




✅

- Use a tripod OR wear a camera strap.
- Keep your elbows in.
- Keep the camera near you.

ZOOM




❌




✅

- Zoom in OR get close to the artwork you are photographing.
- Make sure the artwork is the biggest thing in the picture.

FOCUS



❌



✅

- Hold still so the image won't be blurry.
- If possible, take your photo near a window with natural light.

Have a sun you'd like to share? You can email .jpg or .tif files to Jessica at JAF@cbsnews.com

Or email Ms. Parker, requesting assistance for submitting designs to CBS!

7. Pick your best 5 criteria to paste into rubric, self grade and reflect with Artist Statement-Critique:

- Creative Process- from start to finish (Artist Research and Planning to Final Artwork)
- Composition- Overall Layout/ Use of Space (Radial Design)
- Appropriation/Uniqueness of Design
- Color/ Inspirations/ Emotion/ Content (meaning)
- Media/ Materials/ Experimentation
- Craftsmanship- control of the medium
- Creativity/ Ingenuity/ Inventiveness- (thinking outside the box) How well did you figure this out at home?
- Clean Up and Overall Effort

Rubric- CBS Sunshine Design Project				
Performance Task: Create a unique Sunshine Design Artwork for the CBS Morning Show.				
Student Selected Criteria:	<u>Advanced</u> :D	<u>Proficient</u> :)	<u>Minimal</u> :/	<u>Did Not Meet</u> :(
1.				
2.				
3.				
4.				
5.				

Teacher Grade in Powerschool- "Collected" or "Incomplete"

Artist Statement-Critique

Artist Inspiration:

What inspired your artwork or is there a theme? What were you thinking of when you were creating?

•

Artist Evolution:

How did you evolve or grow as an artist? Is there anything you learned or got better at?

Which skills did you refine or improve upon about yourself as an artist?

•

Artist Reflection:

What is your favorite part of your project or what do you think is most successful?

•

If you were to do this project again, what would you do differently next time?

•

I hope you enjoyed the project! Feel free to contact me if you have any questions.

-Ms. Parker

rparker@nfschools.net

Remind: @parkerart

Pictures to: missparker.nf.art@gmail.com